Cast Iron Untyred Wheels



Untyred wheels can carry high loads with low rolling resistance when used on a hard surface such as flat steel. On softer surfaces, such as concrete or tarmac, the surface is likely to be worn or indented by the use of an untyred wheel. Untyred wheels are noisier in operation than tyred wheels, but noise is unlikely to be a problem at walking speeds.

MATERIAL: Cast iron to BS1452: 1977: Grade 200.

OPERATING TEMPERATURE RANGE:

Plain bored or keywayed wheels – 30˚C to 250˚C
Ball or taper roller bearinged wheels – 30˚C to 120˚C

Alternative bore/bearing diameters and alternative bearing types (i.e. bronze bushes, self-lubricating bushes, roller bearings, spherical roller bearings, etc.) are available to order – see page 26-27.

For wheels of larger diameter or greater load capacity see the CFT series (pages 48 & 49) and SFT series (pages 45-47).

For technical information covering load factors, inertial and rolling resistance, coefficients of friction between wheel and track, and keyway dimensions, see "Design Data" Index on page 20.

Drawings show grease nipple but standard wheels do not come with grease nipple unless specifically requested.

FULL PART NUMBER FOR ORDERING

WHEEL TYPE: C75/40

See table for full part number

Maximum load rating:
400Kg

See page 23-26 for load factors

Approximate weight: 0.75Kg

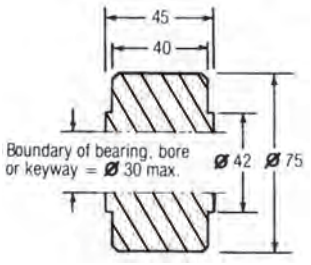

Axle Ø	Plain Bore	Plain Bore Keywayed	Ball Bearing	Taper Roller Bearing
METRIC AXLE Ø				
12	C75/40/PBM 12	C75/40/KM 12	C75/40/BJM 12	
20	C75/40/PBM 20	C75/40/KM 20		
25	C75/40/PBM 25	C75/40/KM 25		

Wheels fitted with ball journals are pre-lubricated, double shielded

WHEEL TYPE: C100/30

See table for full part number

Maximum load rating:
400Kg

See page 23-26 for load factors

Approximate weight: 1Kg

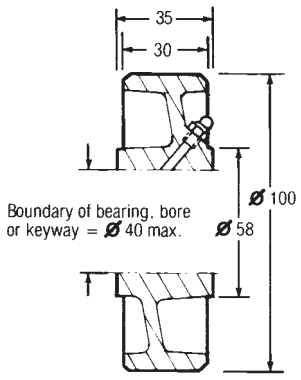

METRIC AXLE Ø				
20	C100/30/PBM 20	C100/30/KM 20	C100/30/BJM 20	
25	C100/30/PBM 25	C100/30/KM 25		
30	C100/30/PBM 30	C100/30/KM 30		

Cast Iron Untyred Wheels

BRAUER®

WHEEL TYPE: C100/45

See table for full part number

Maximum load rating:
600Kg

See page 23-26 for load factors

Approximate weight: 1.5Kg

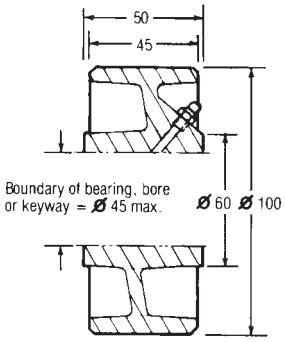

FULL PART NUMBER FOR ORDERING				
Axle Ø	Plain Bore	Plain Bore Keywayed	Ball Bearing	Taper Roller Bearing
METRIC AXLE Ø				
25	C100/45/PBM 25	C100/45/KM 25	C100/45/BJM 25	
30	C100/45/PBM 30	C100/45/KM 30		

WHEEL TYPE: C125/35

See table for full part number

Maximum load rating:
550Kg

See page 23-26 for load factors

Approximate weight: 1.5Kg

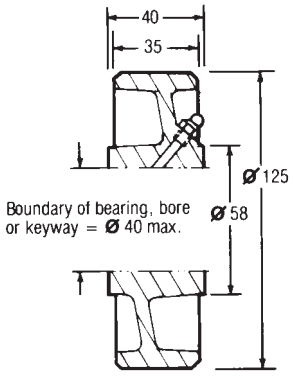

METRIC AXLE Ø				
20	C125/35/PBM 20	C125/35/KM 20	C125/35/BJM 20	
25	C125/35/PBM 25	C125/35/KM 25		
30	C125/35/PBM 30	C125/35/KM 30		

WHEEL TYPE: C125/50

See table for full part number

Maximum load rating:
800Kg

See page 23-26 for load factors

Approximate weight: 2.5Kg

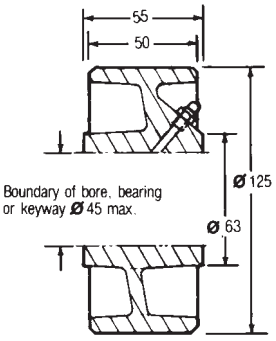

METRIC AXLE Ø				
25	C125/50/PBM 25	C125/50/KM 25	C125/50/BJM 25	
30	C125/50/PBM 30	C125/50/KM 30		

WHEEL TYPE: C150/40

See table for full part number

Maximum load rating:
800Kg

See page 23-26 for load factors

Approximate weight: 2.5Kg

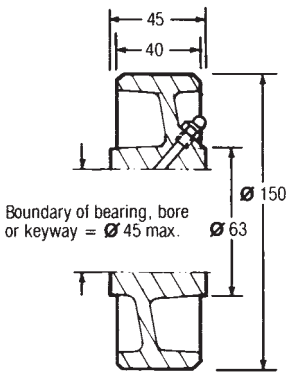

METRIC AXLE Ø				
25	C150/40/PBM 25	C150/40/KM 25	C150/40/BJM 25	
30	C150/40/PBM 30	C150/40/KM 30		

Cast Iron Untyred Wheels

WHEEL TYPE: C150/60

See table for full part number

Maximum load rating:
1200Kg

See page 23-26 for load factors

Approximate weight: 3.5Kg

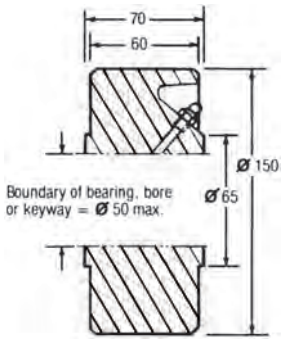

FULL PART NUMBER FOR ORDERING

Axle Ø	Plain Bore	Plain Bore Keywayed	Ball Bearing	Taper Roller Bearing
METRIC AXLE Ø				
25	C150/60/PBM 25	C150/60/KM 25	C150/60/BJM 25 [1]	
30	C150/60/PBM 30	C150/60/KM 30		
35	C150/60/PBM 35	C150/60/KM 35		

LOAD LIMITED BY BEARINGS TO: (1) 1140Kg

WHEEL TYPE: C200/45

See table for full part number

Maximum load rating:
1200Kg

See page 23-26 for load factors

Approximate weight: 4.5Kg

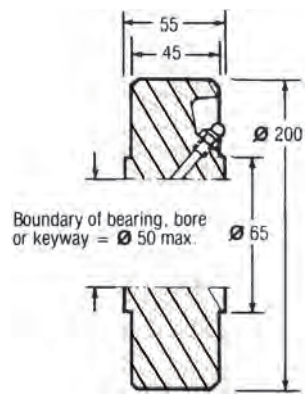

Axle Ø	Plain Bore	Plain Bore Keywayed	Ball Bearing	Taper Roller Bearing
METRIC AXLE Ø				
25	C200/45/PBM 25	C200/45/KM 25	C200/45/BJM 25 [1]	
30	C200/45/PBM 30	C200/45/KM 30		
35	C200/45/PBM 35	C200/45/KM 35		

LOAD LIMITED BY BEARINGS TO: (1) 1140Kg

WHEEL TYPE: C200/70

See table for full part number

Maximum load rating:
1800Kg

See page 23-26 for load factors

Approximate weight: 8Kg

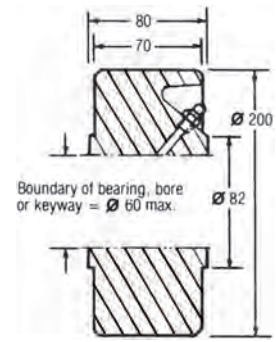

Axle Ø	Plain Bore	Plain Bore Keywayed	Ball Bearing	Taper Roller Bearing
METRIC AXLE Ø				
30	C200/70/PBM 30	C200/70/KM 30	C200/70/BJM 30	
35	C200/70/PBM 35	C200/70/KM 35		
40	C200/70/PBM 40	C200/70/KM 40		
50	C200/70/PBM 50	C200/70/KM 50		

WHEEL TYPE: C250/50

See table for full part number

Maximum load rating:
1600Kg

See page 23-26 for load factors

Approximate weight: 9Kg

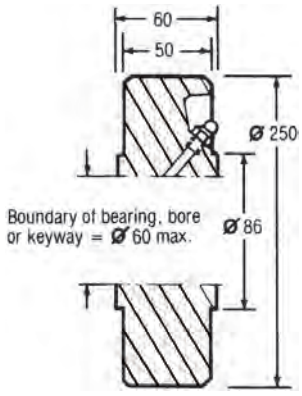

Axle Ø	Plain Bore	Plain Bore Keywayed	Ball Bearing	Taper Roller Bearing
METRIC AXLE Ø				
30	C250/50/PBM 30	C250/50/KM 30	C250/50/BJM 30	
35	C250/50/PBM 35	C250/50/KM 35		
40	C250/50/PBM 40	C250/50/KM 40		
50	C250/50/PBM 50	C250/50/KM 50		

Cast Iron Untyred Wheels

BRAUER®

WHEEL TYPE: C250/75

See table for full part number

Maximum load rating:
2500Kg

See page 23-26 for load factors

Approximate weight: 14Kg

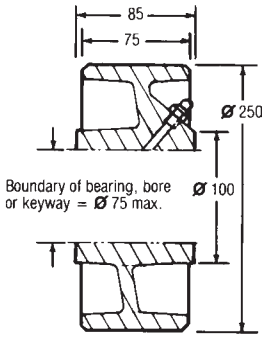

FULL PART NUMBER FOR ORDERING

Axle Ø	Plain Bore	Plain Bore Keywayed	Ball Bearing	Taper Roller Bearing
METRIC AXLE Ø				
30	C250/75/PBM 30	C250/75/KM 30	C250/75/BJM 30 [1]	
35	C250/75/PBM 35	C250/75/KM 35	C250/75/BJM 35	
40	C250/75/PBM 40	C250/75/KM 40		
50	C250/75/PBM 50	C250/75/KM 50		

LOAD LIMITED BY BEARINGS TO: (1) 2040Kg

WHEEL TYPE: C250/100

See table for full part number

Maximum load rating:
3300Kg

See page 23-26 for load factors

Approximate weight: 17Kg

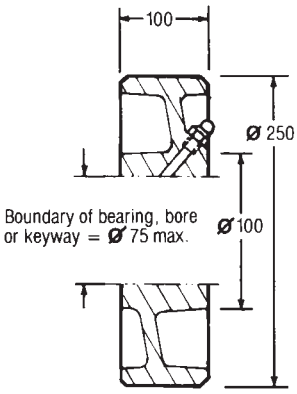

Axle Ø	Plain Bore	Plain Bore Keywayed	Ball Bearing	Taper Roller Bearing
METRIC AXLE Ø				
35	C250/100/PBM 35	C250/100/KM 35	C250/100/BJM 35 [1]	
40	C250/100/PBM 40	C250/100/KM 40	C250/100/BJM 40	
50	C250/100/PBM 50	C250/100/KM 50		
60	C250/100/PBM 60	C250/100/KM 60		

LOAD LIMITED BY BEARINGS TO: (1) 2800Kg

WHEEL TYPE: C350/100

See table for full part number

Maximum load rating:
4600Kg

See page 23-26 for load factors

Approximate weight: 36Kg

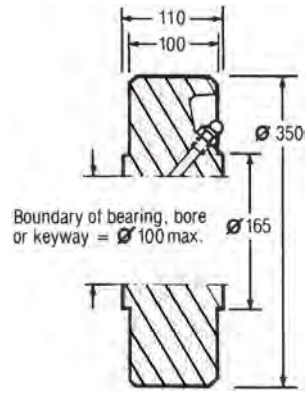

Axle Ø	Plain Bore	Plain Bore Keywayed	Ball Bearing	Taper Roller Bearing
METRIC AXLE Ø				
35	C350/100/PBM 35	C350/100/KM 35	C350/100/BJM 35 [1]	
40	C350/100/PBM 40	C350/100/KM 40	C350/100/BJM 40 [2]	
50	C350/100/PBM 50	C350/100/KM 50	C350/100/BJM 50	
60	C350/100/PBM 60	C350/100/KM 60		

LOAD LIMITED BY BEARINGS TO: (1) 2800Kg (2) 3384Kg

WHEEL TYPE: C350/125

See table for full part number

Maximum load rating:
5700Kg

See page 23-26 for load factors

Approximate weight: 44Kg

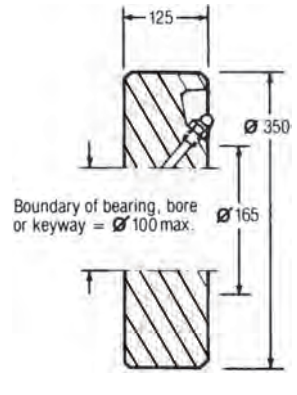

Axle Ø	Plain Bore	Plain Bore Keywayed	Ball Bearing	Taper Roller Bearing
METRIC AXLE Ø				
40	C350/125/PBM 40	C350/125/KM 40	C350/125/BJM 40 [1]	
50	C350/125/PBM 50	C350/125/KM 50	C350/125/BJM 50	
60	C350/125/PBM 60	C350/125/KM 60		

LOAD LIMITED BY BEARINGS TO: (1) 3384Kg

Polyurethane Tyred Wheels



Brauer HEAVITHANE™ Polyurethane is resilient, durable material, resistant to abrasion and to many common chemicals. Polyurethane tyred wheels are capable of carrying heavy loads and of transmitting driving forces.

MATERIAL: Wheel centre – cast iron to BS1452: 1977: Grade 200 or steel to BS970: Part 1: 1983: 080M40.
Tyre – Polyester based polymer of 92°± 3° A Shore hardness.

OPERATING TEMPERATURE RANGE:
-20°C to +60°C (115°C for limited use)

PLEASE SPECIFY IF OPERATING IN HIGH HUMIDITY.
Anti-hydrolysis polyurethane is recommended for use in an operating environment of high humidity.

Polyurethane to the above hardness used on these wheels is Vulkollan, a high quality material that provides superior performance in most applications.

Should the mechanical properties of standard Vulkollan be inappropriate for the application, alternative grades of Polyurethane can be produced to meet the requirements. Polyurethane can be bonded onto most metal centres including aluminium, titanium, stainless steel and various ferrous and non-ferrous alloys.

The 'maximum load rating' given for each wheel is for operation under ideal conditions. Load factors must be applied according to the anticipated working conditions – see 'Design Data' para. 5.1.

For wheels of larger diameter or greater load capacity see the PH series on pages 78-81. Alternative bore/bearing diameters and alternative bearing types (i.e. bronze bushes, self-lubricating bushes, roller bearings, spherical roller bearings, etc.) are available to order – see page 26-27.

For technical information covering load factors, chemical resistance, inertial and rolling resistance, coefficients of friction between wheel and surface, and keyway dimensions, see "Design Data" Index on page 20.

Drawings show grease nipple but standard wheels do not come with grease nipple unless specifically requested.

Tyres can be produced with crown/dome treads to suit specific applications.

ALLOWABLE LOADS @ 6KPH

FULL PART NUMBER FOR ORDERING

WHEEL TYPE: H75/35

See table for full part number

Maximum load rating:
300Kg

See page 22 for load factors

Approximate weight: 0.5Kg

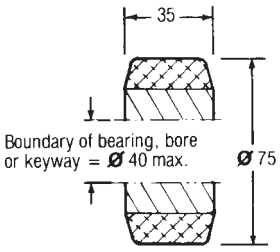

Axle Ø	Plain Bore	Plain Bore Keywayed	Ball Bearing	Taper Roller Bearing
METRIC AXLE Ø				
12	H75/35/PBM 12	H75/35/KM 12	H75/35/BJM 12	
20	H75/35/PBM 20	H75/35/KM 20	H75/35/BJM 20	
25	H75/35/PBM 25	H75/35/KM 25		
30	H75/35/PBM 30	H75/35/KM 30		

Wheels fitted with ball journals are pre-lubricated, double shielded

WHEEL TYPE: H85/75

See table for full part number

Maximum load rating:
700Kg

See page 22 for load factors

Approximate weight: 0.6Kg

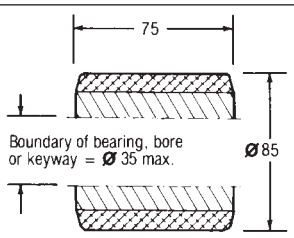

METRIC AXLE Ø				
20	N/A		H85/75/BJM 20	

Wheels fitted with ball journals are pre-lubricated, double shielded

Polyurethane Tyred Wheels

BRAUER®

Drawings show grease nipple but standard wheels do not come with grease nipple unless specifically requested.

WHEEL TYPE: H100/40

See table for full part number

Maximum load rating: 450Kg

See page 22 for load factors

Approximate weight: 1.5Kg

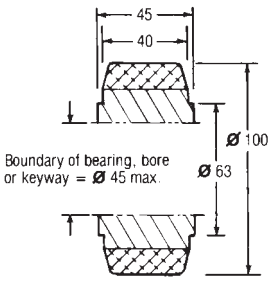

Wheels fitted with ball journals are pre-lubricated, double shielded

FULL PART NUMBER FOR ORDERING				
Axle Ø	Plain Bore	Plain Bore Keywayed	Ball Bearing	Taper Roller Bearing
METRIC AXLE Ø				
12	H100/40/PBM 12	H100/40/KM 12	H100/40/BJM 12	
20	H100/40/PBM 20	H100/40/KM 20	H100/40/BJM 20	
25	H100/40/PBM 25	H100/40/KM 25	H100/40/BJM 25	
30	H100/40/PBM 30	H100/40/KM 30		
35	H100/40/PBM 35	H100/40/KM 35		

WHEEL TYPE: H100/100

See table for full part number

Maximum load rating: 1100Kg

See page 22 for load factors

Approximate weight: 5Kg

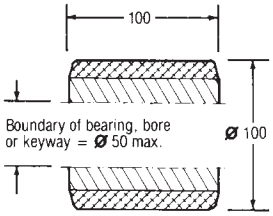

Wheels fitted with ball journals are pre-lubricated, double shielded

METRIC AXLE Ø				
20	N/A		H100/100/BJM 20 [1]	H100/100/TBM 20
25	N/A		H100/100/BJM 25	H100/100/TBM 25
30	N/A		H100/100/BJM 30	H100/100/TBM 30
35	N/A	H100/100/KM 35		

LOAD LIMITED BY BEARINGS TO: (1) 900Kg

WHEEL TYPE: H125/30

See table for full part number

Maximum load rating: 400Kg

See page 22 for load factors

Approximate weight: 1.5Kg

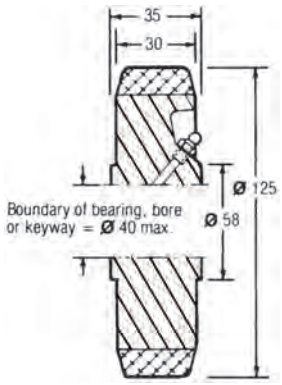

METRIC AXLE Ø				
20	H125/30/PBM 20	H125/30/KM 20	H125/30/BJM 20	
25	H125/30/PBM 25	H125/30/KM 25	H125/30/BJM 25	
30	H125/30/PBM 30	H125/30/KM 30		
35	H125/30/PBM 35	H125/30/KM 35		

WHEEL TYPE: H125/45

See table for full part number

Maximum load rating: 600Kg

See page 22 for load factors

Approximate weight: 2Kg

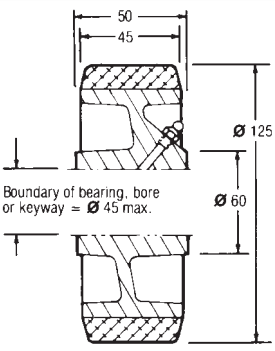

METRIC AXLE Ø				
25	H125/45/PBM 25	H125/45/KM 25	H125/45/BJM 25	
30	H125/45/PBM 30	H125/45/KM 30		
35	H125/45/PBM 35	H125/45/KM 35		

Polyurethane Tyred Wheels

WHEEL TYPE: H150/35

See table for full part number

Maximum load rating:
600Kg

See page 22 for load factors

Approximate weight: **2Kg**

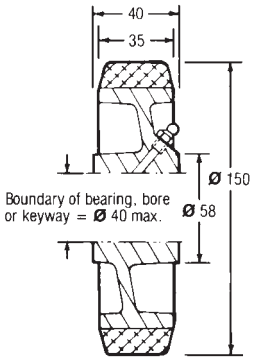

FULL PART NUMBER FOR ORDERING

Axle Ø	Plain Bore	Plain Bore Keywayed	Ball Bearing	Taper Roller Bearing
METRIC AXLE Ø				
20	H150/35/PBM 20	H150/35/KM 20	H150/35/BJM 20	
25	H150/35/PBM 25	H150/35/KM 25	H150/35/BJM 25	
30	H150/35/PBM 30	H150/35/KM 30		

WHEEL TYPE: H150/50

See table for full part number

Maximum load rating:
900Kg

See page 22 for load factors

Approximate weight: **3Kg**

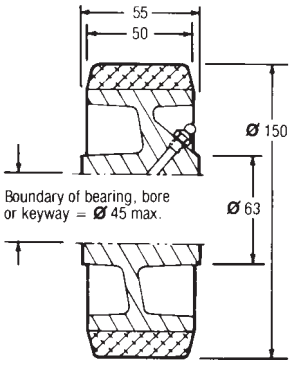

METRIC AXLE Ø				
25	H150/50/PBM 25	H150/50/KM 25	H150/50/BJM 25	H150/50/TBM 25
30	H150/50/PBM 30	H150/50/KM 30		
35	H150/50/PBM 35	H150/50/KM 35		

WHEEL TYPE: H150/150

See table for full part number

Maximum load rating:
2300Kg

See page 22 for load factors

Approximate weight: **7Kg**

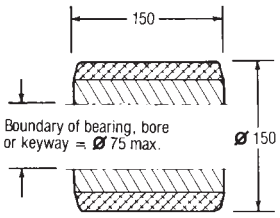

METRIC AXLE Ø				
25	N/A		H150/150/BJM 25 [1]	H150/150/TBM 25
30	N/A		H150/150/BJM 30 [2]	H150/150/TBM 30
35	N/A	H150/150/KM 35	H150/150/BJM 35	H150/150/TBM 35

LOAD LIMITED BY BEARINGS TO: (1) 1140kg (2) 2040Kg

Wheels fitted with ball journals are pre-lubricated, double shielded

WHEEL TYPE: H200/40

See table for full part number

Maximum load rating:
900Kg

See page 22 for load factors

Approximate weight: **4Kg**

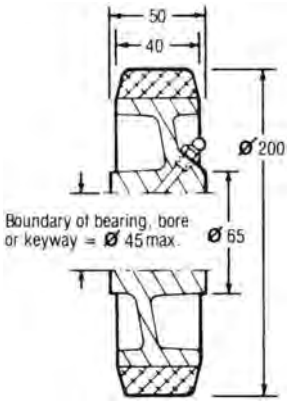

METRIC AXLE Ø				
25	H200/40/PBM 25	H200/40/KM 25	H200/40/BJM 25	H200/40/TBM 25
30	H200/40/PBM 30	H200/40/KM 30	H200/40/BJM 30	
35	H200/40/PBM 35	H200/40/KM 35		
40	H200/40/PBM 40	H200/40/KM 40		

Polyurethane Tyred Wheels

BRAUER®

WHEEL TYPE: H200/60

See table for full part number

Maximum load rating: 1400Kg

See page 22 for load factors

Approximate weight: 7Kg

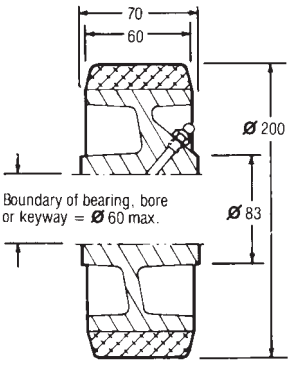

FULL PART NUMBER FOR ORDERING				
Axle Ø	Plain Bore	Plain Bore Keywayed	Ball Bearing	Taper Roller Bearing
METRIC AXLE Ø				
30	H200/60/PBM 30	H200/60/KM 30	H200/60/BJM 30	H200/60/TBM 30
35	H200/60/PBM 35	H200/60/KM 35		H200/60/TBM 35
40	H200/60/PBM 40	H200/60/KM 40		

WHEEL TYPE: H200/75

See table for full part number

Maximum load rating: 1750Kg

See page 22 for load factors

Approximate weight: 14.4Kg

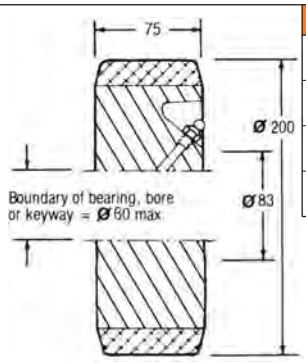

METRIC AXLE Ø				
25		H200/75/KM 25	H200/75/BJM 25 (1)	H200/75/TBM 25
30		H200/75/KM 30	H200/75/BJM 30	H200/75/TBM 30
35		H200/75/KM 35		
40		H200/75/KM 40		

LOAD LIMITED BY BEARINGS TO: (1) 1140Kg

WHEEL TYPE: H250/45

See table for full part number

Maximum load rating: 1300Kg

See page 22 for load factors

Approximate weight: 7Kg

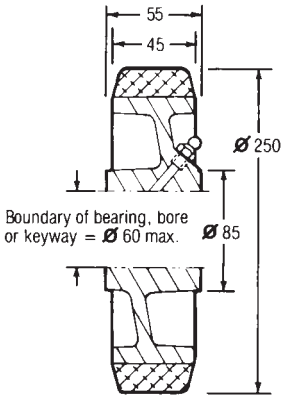

METRIC AXLE Ø				
30	H250/45/PBM 30	H250/45/KM 30	H250/45/BJM 30	H250/45/TBM 30
35	H250/45/PBM 35	H250/45/KM 35		H250/45/TBM 35
40	H250/45/PBM 40	H250/45/KM 40		

WHEEL TYPE: H250/70

See table for full part number

Maximum load rating: 2000Kg

See page 22 for load factors

Approximate weight: 12Kg

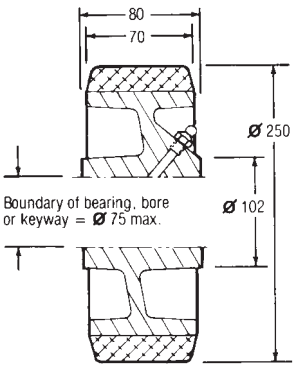

METRIC AXLE Ø				
30	H250/70/PBM 30	H250/70/KM 30	H250/70/BJM 30	H250/70/TBM 30
35	H250/70/PBM 35	H250/70/KM 35	H250/70/BJM 35	H250/70/TBM 35
40	H250/70/PBM 40	H250/70/KM 40		
50	H250/70/PBM 50	H250/70/KM 50		

Polyurethane Tyred Wheels

WHEEL TYPE: H250/97.5

See table for full part number

Maximum load rating:
2700Kg

See page 22 for load factors

Approximate weight: 19.5Kg

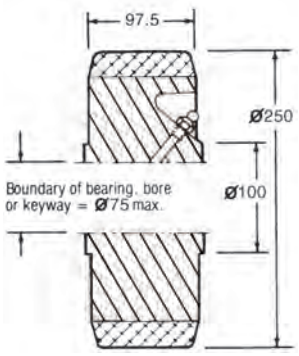

Wheels fitted with ball journals are pre-lubricated, double shielded

WHEEL TYPE: H300/50

See table for full part number

Maximum load rating:
1500Kg

See page 22 for load factors

Approximate weight: 10Kg

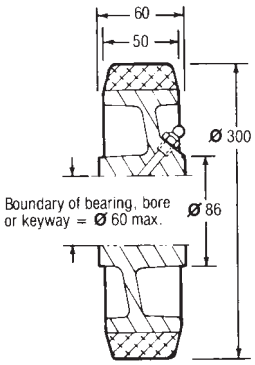

WHEEL TYPE: H300/75

See table for full part number

Maximum load rating:
2300Kg

See page 22 for load factors

Approximate weight: 16Kg

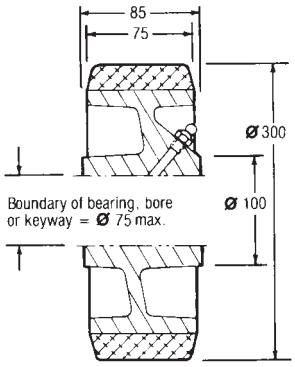

WHEEL TYPE: H300/100

See table for full part number

Maximum load rating:
3100Kg

See page 22 for load factors

Approximate weight: 18Kg

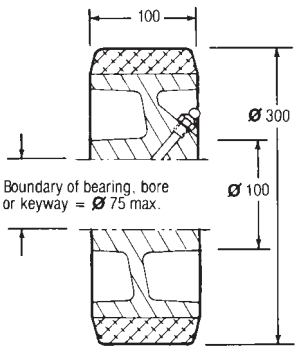

FULL PART NUMBER FOR ORDERING

Axle Ø	Plain Bore	Plain Bore Keywayed	Ball Bearing	Taper Roller Bearing
METRIC AXLE Ø				
40	H250/97.5/PBM 40	H250/97.5/KM 40	H250/97.5/BJM 40	H250/97.5/TBM 40
50	H250/97.5/PBM 50	H250/97.5/KM 50	H250/97.5/BJM 50	H250/97.5/TBM 50

METRIC AXLE Ø				
30	H300/50/PBM 30	H300/50/KM 30	H300/50/BJM 30	H300/50/TBM 30
35	H300/50/PBM 35	H300/50/KM 35	H300/50/BJM 35	H300/50/TBM 35
40	H300/50/PBM 40	H300/50/KM 40		
50	H300/50/PBM 50	H300/50/KM 50		

METRIC AXLE Ø				
35	H300/75/PBM 35	H300/75/KM 35	H300/75/BJM 35	H300/75/TBM 35
40	H300/75/PBM 40	H300/75/KM 40	H300/75/BJM 40	H300/75/TBM 40
50	H300/75/PBM 50	H300/75/KM 50		
60	H300/75/PBM 60	H300/75/KM 60		

METRIC AXLE Ø				
40	H300/100/PBM 40	H300/100/KM 40	H300/100/BJM 40	H300/100/TBM 40
50	H300/100/PBM 50	H300/100/KM 50	H300/100/BJM 50	H300/100/TBM 50
60	H300/100/PBM 60	H300/100/KM 60		

Polyurethane Tyred Wheels

BRAUER®

WHEEL TYPE: H350/100

See table for full part number

Maximum load rating:
3600Kg

See page 22 for load factors

Approximate weight: 52Kg

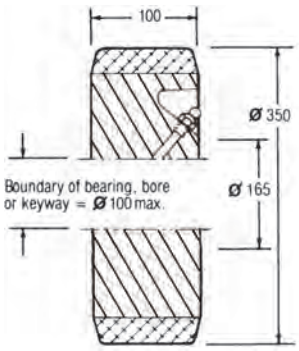

FULL PART NUMBER FOR ORDERING

Axle Ø	Plain Bore	Plain Bore Keywayed	Ball Bearing	Taper Roller Bearing
METRIC AXLE Ø				
40		H350/100/KM 40	H350/100/BJM 40 [1]	H350/100/TBM 40
50		H350/100/KM 50	H350/100/BJM 50	H350/100/TBM 50
60		H350/100/KM 60	H350/100/BJM 60	H350/100/TBM 60

LOAD LIMITED BY BEARINGS TO: (1) 3384Kg

WHEEL TYPE: H400/100

See table for full part number

Maximum load rating:
4200Kg

See page 22 for load factors

Approximate weight: 65Kg

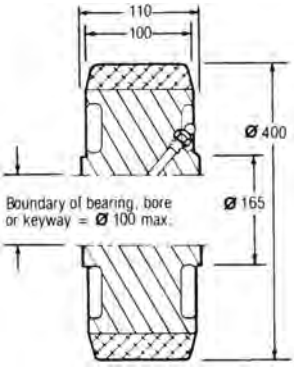

METRIC AXLE Ø				
50	H400/100/PBM 50	H400/100/KM 50	H400/100/BJM 50	H400/100/TBM 50
60	H400/100/PBM 60	H400/100/KM 60	H400/100/BJM 60	H400/100/TBM 60
75	H400/100/PBM 75	H400/100/KM 75	H400/100/BJM 75	H400/100/TBM 75

WHEEL TYPE: H400/125

See table for full part number

Maximum load rating:
5200Kg

See page 22 for load factors

Approximate weight: 80Kg

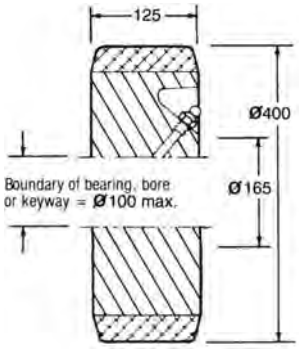

METRIC AXLE Ø				
50	H400/125/PBM 50	H400/125/KM 50	H400/125/BJM 50	H400/125/TBM 50
60	H400/125/PBM 60	H400/125/KM 60	H400/125/BJM 60	H400/125/TBM 60
75	H400/125/PBM 75	H400/125/KM 75	H400/125/BJM 75	H400/125/TBM 75

WHEEL TYPE: H460/75

See table for full part number

Maximum load rating:
3500Kg

See page 22 for load factors

Approximate weight: 80Kg

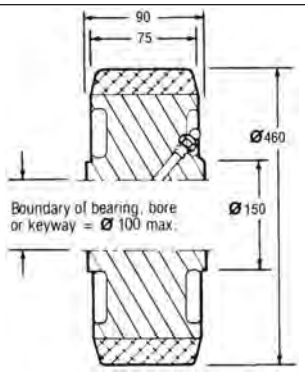

METRIC AXLE Ø				
50	H460/75/PBM 50	H460/75/KM 50	H460/75/BJM 50	
60	H460/75/PBM 60	H460/75/KM 60	H460/75/BJM 60	H460/75/TBM 60
75			H460/75/BJM 75	H460/75/TBM 75

Vulkollan 90 Guide Rollers





Temperature range of operation -40° to +85°C. The polyurethane is non-marking, with high resistance to axial loading, and runs quietly. Used in conveyor applications, systems of transporting products along material handling systems or in areas of support for hanging structures or components, as found in;

- escalators
- sorting
- overhead conveyors
- conveyors for letter & mail
- baggage handling airport equipment

Higher load capacity than Vulkopan, due to the chemical bonding and therefore far more resistant to axial forces. 92° shore hardness guarantees higher levels of elasticity and damping & improved traction. Finally, Vulkollan unlike Vulkopan can be machined after setting for specific tolerancing.

NAME		VULKOLLAN 90	
ABBREVIATION		VK90	
COLOUR		NATURAL	
HARDNESS	SHORE A/D	92/37	DIN 53505
STRESS AT 100% STRAIN	MPa	8.6	DIN 53504
STRESS AT 300% STRAIN	MPa	18.8	DIN 53504
TENSILE STRENGTH	MPa	42	DIN 53504
ELONGATION AT BREAK	%	650	DIN 53504
TEAR PROPAGATION RESISTANCE	kN/m	58	DIN 53515
REBOUND	%	55	DIN 53512
ABRASION RESISTANCE	mm^3	42	DIN 53516
DENSITY	g/cm^3	1.26	DIN 53479
COMPRESSION SET %	70 h / 23°C 70 h / 73.5°F 24 h / 70°C 24 h / 158°F	12 20	DIN 53517

Vulkollan 90 Guide Rollers

BRAUER®

'VK' GUIDE ROLLER TECHNICAL INFORMATION

Polyurethane 92° Shore A: Hardness





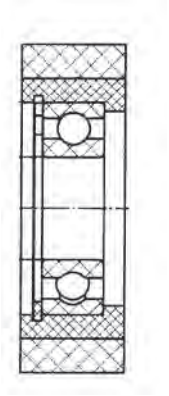

VK RK 035 011 008 S	35	11	8	608-2RS	50
VK RK 040 012 010 Z	40	12	10	6000-ZZ	60
VK RK 040 015 010 S	40	15	10	6000-2RS	60
VK RK 040 015 010 Z	40	15	10	6000-ZZ	60
VK RK 040 016 012 Z	40	16	12	6001-ZZ	60
VK RK 040 025 010 Z	40	25	10	6000-ZZ	60
VK RK 045 015 015	45	15	15	61902-ZZ	70
VK RK 045 038 010 S	45	38	10	6200-2RS	70
VK RK 050 015 010 S	50	15	10	6000-2RS	85
VK RK 050 015 012 SA	50	15	12	6001-2RS	85
VK RK 050 015 012 Z	50	15	12	6001-ZZ	85
VK RK 050 015 015 Z	50	15	15	6001-ZZ	85
VK RK 050 018 012 Z	50	18	12	6201-ZZ	95
VK RK 050 018 017 S	50	18	17	6003-2RS	95
VK RK 050 018 020 Z	50	18	20	61804-ZZ	95
VK RK 050 020 010 SB	50	20	10	6200-2RS	100
VK RK 050 020 012 S	50	20	12	6201-2RS	100
VK RK 050 020 012 ZB	50	20	12	6201-ZZ	100
VK RK 050 020 017 Z	50	20	17	6003-ZZ	100
VK RK 050 025 010 Z	50	25	10	6200-ZZ	105
VK RK 050 025 012 S	50	25	12	6201-2RS	105
VK RK 055 020 012 S	55	20	12	6201-2RS	105
VK RK 055 020 015 S	55	20	15	6002-2RS	105
VK RK 060 014 010 ZB	60	14	10	6200-ZZ	110
VK RK 060 016 015 ZB	60	16	15	6202-ZZ	110
VK RK 060 017 012 SB	60	17	12	6201-2RS	110
VK RK 060 018 017 SA	60	18	17	6003-2RS	110
VK RK 060 018 017 ZA	60	18	17	6003-ZZ	110
VK RK 060 020 017 SA	60	20	17	6003-2RS	120
VK RK 060 020 017 SB	60	20	17	6203-2RS	120
VK RK 060 020 017 SK	60	20	17	6203-2RS	120
VK RK 060 020 017 ZB	60	20	17	6203-ZZ	120
VK RK 060 020 020 SA	60	20	20	6004-2RS	120
VK RK 060 020 017 ZA	60	20	20	6004-ZZ	120
VK RK 060 025 015 ZD	60	25	15	6002-ZZ	125
VK RK 060 025 017 Z	60	25	17	6003-ZZ	125
VK RK 060 025 020	60	25	20	6004-ZZ	125

VK RK 065 016 020 S	65	16	20	6004-2RS	125
VK RK 070 020 020 SB	70	20	20	6204-2RS	130
VK RK 070 020 020 ZB	70	20	20	6204-ZZ	130
VK RK 070 020 020 ZC	70	25	17	6303-ZZ	150
VK RK 070 025 020 S	70	25	20	6204-2RS	150
VK RK 070 025 020 Z	70	25	20	6204-ZZ	150
VK RK 070 025 020 ZC	70	25	20	6304-ZZ	150
VK RK 070 025 025 S	70	25	25	6205-2RS	150
VK RK 070 025 025 Z	70	25	25	6005-ZZ	150
VK RK 080 020 017 Z	80	20	17	6303-ZZ	150
VK RK 080 020 020 Z	80	20	20	6304-ZZ	150
VK RK 080 020 025 ZB	80	20	25	6205-ZZ	150
VK RK 080 025 020 SA	80	25	20	6004-2RS	170
VK RK 080 025 025 S	80	25	25	6205-2RS	170
VK RK 080 025 025 Z	80	25	25	6205-ZZ	170
VK RK 080 030 020 S	80	30	20	6204-2RS	180
VK RK 080 030 020 Z	80	30	20	6204-ZZ	180
VK RK 090 020 025 SB	90	20	25	6205-2RS	170
VK RK 090 025 025 Z	90	25	25	6005-ZZ	190
VK RK 090 035 020 Z	90	35	20	6304-ZZ	200
VK RK 100 020 025 S	100	20	25	6205-2RS	190
VK RK 100 020 025 ZB	100	20	25	6205-ZZ	190
VK RK 100 025 020 Z	100	20	20	6204-ZZ	210
VK RK 100 025 025 ZB	100	25	25	6205-ZZ	210
VK RK 100 028 020 S	100	28	20	6204-2RS	215
VK RK 100 030 020 ZC	100	30	20	6304-ZZ	220
VK RK 100 030 025 S	100	30	25	6205-2RS	220
VK RK 100 030 025 ZB	100	30	25	6205-ZZ	220
VK RK 120 025 025 Z	120	25	25	6205-ZZ	250
VK RK 120 030 030 S	120	30	30	6206-2RS	260
VK RK 125 025 025 Z	125	25	25	6205-ZZ	260
VK RK 125 030 025 S	125	30	25	6205-2RS	260
VK RK 125 030 025 ZB	125	30	25	6205-ZZ	260
VK RK 125 030 030 R	125	30	30	6206-2RS	260
VK RK 125 030 030 Z	125	30	30	6306-ZZ	260

Vulkopan Guide Rollers



Temperature range of operation -40° to +85°C. The polyurethane is non-marking, with high resistance to axial loading, and runs quietly. Used in conveyor applications, systems of transporting products along material handling systems or in areas of support for hanging structures or components, as found in;

- escalators
- overhead conveyors
- conveyors for letter & mail sorting
- baggage handling airport equipment

NAME		Vulkopan 59	
ABBREVIATION		WUPD	
COLOUR		LIGHT BROWN	
HARDNESS	SHORE D	59°	DIN 53505
TENSILE STRENGTH	MPa	50	DIN 53504
ELONGATION AT BREAK	%	500	DIN 53504
ABRASION RESISTANCE	mm^3	20	DIN 53516
COMPRESSION SET %	70 h / 23°C 70 h / 73.5°F 24 h / 70°C 24 h / 158°F	30 50	DIN 53517

BRAUER®

'WU' GUIDE ROLLER TECHNICAL INFORMATION

Polyurethane 59° Shore D: Hardness



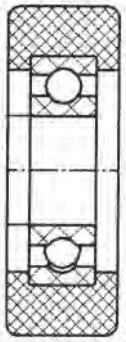

WU DP 018 006 004	18	6	4	684 ZZ	10
WU DP 022 010 004	22	10	4	684 ZZ	20
WU DP 025 010 006 S	25	10	6	626 2RS	20
WU DP 025 010 006 Z	25	10	6	626 ZZ	20
WU DP 026 012 006 Z	26	12	6	626 ZZ	25
WU DP 030 011 008 S	30	11	8	608 2RS	30
WU DP 030 011 008 Z	30	11	8	608 ZZ	30
WU DP 030 011 009 S	30	11	9	609 2RS	20
WU DP 030 011 009 Z	30	11	9	609 ZZ	20
WU DP 032 016 008 S	32	16	8	608 2RS	45
WU DP 032 016 008 Z	32	16	8	608 ZZ	45
WU DP 035 009 006 S	35	9	6	626 2RS	40
WU DP 035 011 008 S	35	11	8	608 2RS	40
WU DP 035 011 008 Z	35	11	8	608 ZZ	40
WU DP 035 015 010 Z	35	15	10	6000 ZZ	60
WU DP 040 014 010 S	40	14	10	6200 2RS	70
WU DP 040 014 010 Z	40	14	10	6200 ZZ	70
WU DP 040 014 012 Z	40	14	12	6001 ZZ	70
WU DP 040 020 010 S	40	20	10	6200 2RS	90
WU DP 040 020 010 Z	40	20	10	6200 ZZ	90
WU DP 040 025 010 Z	40	25	10	2X6000 ZZ	110
WU DP 042 014 015 S	42	14	15	6002 2RS	80
WU DP 044 012 012 Z	44	12	12	6001 ZZ	60
WU DP 044 016 012 Z	44	16	12	6001 ZZ	80
WU DP 045 013 012 Z	45	13	12	6001 ZZ	80
WU DP 045 012 012 Z	45	15	12	6001 ZZ	80
WU DP 047 013 012 Z	48	13	12	6001 ZZ	80
WU DP 049 015 010 Z	49	15	10	6200 ZZ	80
WU DP 050 012 015 Z	50	12	15	6002 ZZ	70
WU DP 050 015 008 S	50	15	8	608 2RS	80
WU DP 050 015 008 Z	50	15	8	608 ZZ	80
WU DP 050 015 010 S	50	15	10	6200 2RS	100
WU DP 050 015 010 Z	50	15	10	6200 ZZ	100
WU DP 050 015 012 S	50	15	12	6201 2RS	100
WU DP 050 015 012 Z	50	15	12	6201 ZZ	100
WU DP 050 018 010 Z	50	18	10	6200 ZZ	100
WU DP 050 018 012 S	50	18	12	6201 2RS	100
WU DP 050 018 012 Z	50	18	12	6201 ZZ	100
WU DP 050 018 015 S	50	18	15	6202 2RS	110
WU DP 050 018 015 Z	50	18	15	6202 ZZ	110
WU DP 050 018 017 S	50	18	17	6003 2RS	110
WU DP 050 018 017 Z	50	18	17	6003 ZZ	110
WU DP 050 025 012 S	50	25	12	6201 2RS	125
WU DP 050 025 012 Z	50	25	12	6201 ZZ	125
WU DP 050 025 015 Z	50	25	15	6202 ZZ	115

WU DP 053 020 017 S	53	20	17	6203 2RS	75
WU DP 055 020 012 Z	55	20	12	6201 ZZ	115
WU DP 055 024 020 S	55	24	20	6204 2RS	80
WU DP 055 024 020 Z	55	24	20	6204 ZZ	80
WU DP 057 020 017 S	57	20	17	6203 2RS	135
WU DP 057 020 017 Z	57	20	17	6203 ZZ	135
WU DP 060 020 017 S	60	20	17	6203 2RS	150
WU DP 060 020 017 Z	60	20	17	6203 ZZ	150
WU DP 060 020 020 S	60	20	20	6004 2RS	150
WU DP 060 020 020 Z	60	20	20	6004 ZZ	150
WU DP 060 025 015 S	60	25	15	6202 SRS	150
WU DP 060 025 015 Z	60	25	15	6202 ZZ	150
WU DP 060 025 020 Z	60	25	20	6004 ZZ	150
WU DP 062 020 017 Z	62	20	17	6203 ZZ	160
WU DP 062 021 025 Z	62	21	25	6205 ZZ	180
WU DP 063 020 017 Z	63	20	17	6203 ZZ	160
WU DP 064 018 017 Z	64	18	17	6203 ZZ	150
WU DP 064 020 017 Z	64	20	17	6203 ZZ	150
WU DP 065 025 020 S	65	25	20	6204 2RS	150
WU DP 065 025 020 Z	65	25	20	6204 ZZ	150
WU DP 070 017 017 Z	70	17	17	6203 ZZ	100
WU DP 070 025 020 S	70	25	20	6204 2RS	200
WU DP 070 025 020 Z	70	25	20	6204 ZZ	200
WU DP 070 035 020 Z	70	35	20	6204 ZZ	220
WU DP 073 025 020 S	73	25	20	6204 2RS	210
WU DP 073 025 020 Z	73	25	20	6204 ZZ	210
WU DP 075 020 017 S	75	20	17	6303 2RS	160
WU DP 075 020 017 Z	75	20	17	6303 ZZ	160
WU DP 075 021 020 S	75	21	20	6204 2RS	160
WU DP 075 021 020 Z	75	21	20	6204 ZZ	160
WU DP 080 020 017 Z	80	20	17	6303 ZZ	175
WU DP 080 025 025 S	80	25	25	6205 2RS	215
WU DP 080 025 025 Z	80	25	25	6205 ZZ	215
WU DP 085 025 020 Z	85	25	20	6304 ZZ	175
WU DP 090 020 017 Z	90	20	17	6303 ZZ	195
WU DP 090 020 025 Z	90	20	25	6205 ZZ	190
WU DP 095 020 017 Z	95	20	17	6303 ZZ	170
WU DP 100 025 025 Z	100	25	25	6205 ZZ	260

Polyurethane 'Press-on Band' Tyred Wheels



Unlike the less expensive polyurethane tyred wheels shown on pages 68-73 which have the tyre bonded directly to the wheel centre, 'Press-on Band' wheels have the tyre bonded to a thin steel band which is press-fitted to the wheel centre allowing the tyre to be replaced when worn.

MATERIAL: Wheel centre – cast iron to BS1452: 1977: Grade 200 or steel to BS970: Part 1: 1983: 080M40
Tyre – Polyester based polymer of 92°± 3°A Shore hardness.

OPERATING TEMPERATURE RANGE:
-20°C to +60°C (115°C for limited intermittent use).

PLEASE SPECIFY IF OPERATING IN HIGH HUMIDITY.
Anti-hydrolysis polyurethane is recommended for use in an operating environment of high humidity.

Polyurethane to the above hardness used on these wheels is Vulkollan, a high quality material that provides superior performance in most applications.

Should the mechanical properties of Vulkollan be inappropriate for the application, alternative grades of Polyurethane can be produced to meet the requirements. Polyurethane can be bonded onto most metal centres including aluminium, titanium, stainless steel and various ferrous and non-ferrous alloys.

For technical information covering load factors, chemical resistance, inertial and rolling resistance, coefficients of friction between wheel and track, and keyway dimensions, see "Design Data" Index on page 20.

Drawings show grease nipple but standard wheels do not come with grease nipple unless specifically requested.

Tyres can be produced with crown/dome treads to suit specific applications.

The 'maximum load rating' given for each wheel is for operation under ideal conditions. Load factors must be applied according to the anticipated working conditions – see 'Design Data' para. 5.1.

Alternative bore/bearing diameters and alternative bearing types (i.e. bronze bushes, self-lubricating bushes, roller bearings, spherical roller bearings, etc.) are available to order – see page 26-27.

ALLOWABLE LOADS @ 6KPH

FULL PART NUMBER FOR ORDERING

WHEEL TYPE: PH250/75

See table for full part number

Maximum load rating:
2000Kg

See page 22-23 for load factors

Approximate weight: 20Kg

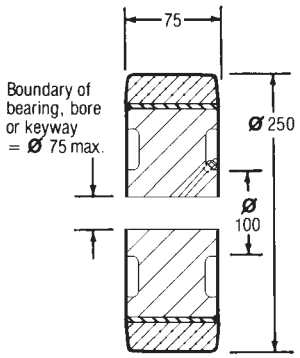

Axle Ø	Plain Bore	Plain Bore Keywayed	Ball Bearing	Taper Roller Bearing
METRIC AXLE Ø				
35		PH250/75/KM 35	PH250/75/BJM 35	PH250/75/TBM 35
40		PH250/75/KM 40	PH250/75/BJM 40	PH250/75/TBM 40
50		PH250/75/KM 50	PH250/75/BJM 50	PH250/75/TBM 50

BAND ONLY PART NUMBER
PH250/3

WHEEL TYPE: PH250/125

See table for full part number

Maximum load rating:
3400Kg

See page 22-23 for load factors

Approximate weight: 33Kg

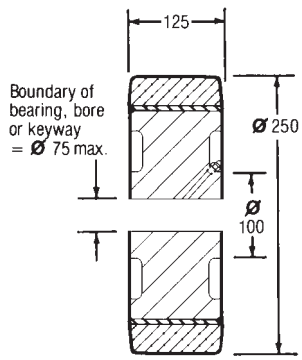

METRIC AXLE Ø				
35		PH250/125/KM 35	PH250/125/BJM 35 [1]	PH250/125/TBM 35
40		PH250/125/KM 40	PH250/125/BJM 40 [2]	PH250/125/TBM 40
50		PH250/125/KM 50	PH250/125/BJM 50	PH250/125/TBM 50

LOAD LIMITED BY BEARINGS TO: (1) 2800Kg (2) 3384Kg

BAND ONLY PART NUMBER
PH250/5

Polyurethane 'Press-on Band' Tyred Wheels

BRAUER®

WHEEL TYPE: PH300/75

See table for full part number

Maximum load rating:
2550kg

See page 22-23 for load factors

Approximate weight: **28kg**

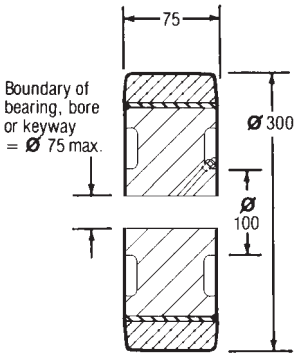

FULL PART NUMBER FOR ORDERING

Axle Ø	Plain Bore	Plain Bore Keywayed	Ball Bearing	Taper Roller Bearing
METRIC AXLE Ø				
40		PH300/75/KM 40	PH300/75/BJM 40	PH300/75/TBM 40
50		PH300/75/KM 50	PH300/75/BJM 50	PH300/75/TBM 50
60		PH300/75/KM 60	PH300/75/BJM 60	PH300/75/TBM 60

BAND ONLY PART NUMBER
PH300/3

WHEEL TYPE: PH350/100

See table for full part number

Maximum load rating:
3600Kg

See page 22-23 for load factors

Approximate weight: **40Kg**

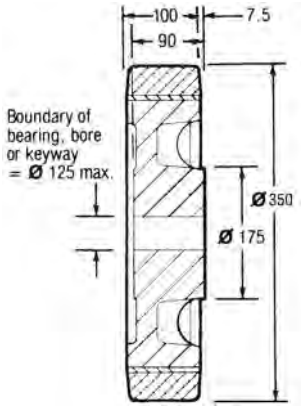

Axle Ø	Plain Bore	Plain Bore Keywayed	Ball Bearing	Taper Roller Bearing
METRIC AXLE Ø				
50		PH350/100/KM 50	PH350/100/BJM 50	PH350/100/TBM 50
60		PH350/100/KM 60	PH350/100/BJM 60	PH350/100/TBM 60

BAND ONLY PART NUMBER
PH300/4

WHEEL TYPE: PH380/75

See table for full part number

Maximum load rating:
2700Kg

See page 22-23 for load factors

Approximate weight: **36Kg**

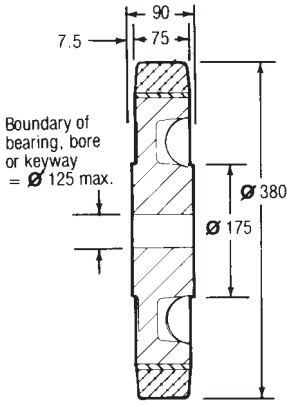

Axle Ø	Plain Bore	Plain Bore Keywayed	Ball Bearing	Taper Roller Bearing
METRIC AXLE Ø				
50		PH380/75/KM 50	PH380/75/BJM 50	PH380/75/TBM 50
60		PH380/75/KM 60	PH380/75/BJM 60	PH380/75/TBM 60
75		PH380/75/KM 75	PH380/75/BJM 75	PH380/75/TBM 75

BAND ONLY PART NUMBER
PH380/3

WHEEL TYPE: PH380/100

See table for full part number

Maximum load rating:
3600Kg

See page 22-23 for load factors

Approximate weight: **45Kg**

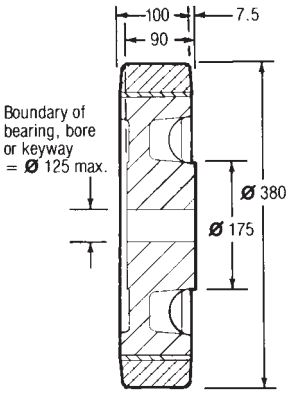

Axle Ø	Plain Bore	Plain Bore Keywayed	Ball Bearing	Taper Roller Bearing
METRIC AXLE Ø				
60		PH380/100/KM 60	PH380/100/BJM 60	PH380/100/TBM 60
75		PH380/100/KM 75	PH380/100/BJM 75	PH380/100/TBM 75

BAND ONLY PART NUMBER
PH380/4

BRAUER® Polyurethane 'Press-on Band' Tyred Wheels

WHEEL TYPE: PH380/125

See table for full part number

Maximum load rating:
4500Kg

See page 22-23 for load factors

Approximate weight: 53Kg

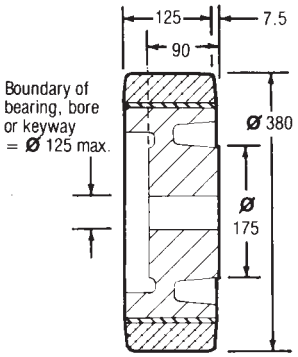

FULL PART NUMBER FOR ORDERING

Axle Ø	Plain Bore	Plain Bore Keywayed	Ball Bearing	Taper Roller Bearing
METRIC AXLE Ø				
60		PH380/125/KM 60	PH380/125/BJM 60	PH380/125/TBM 60
75		PH380/125/KM 75	PH380/125/BJM 75	PH380/125/TBM 75

BAND ONLY PART NUMBER
PH380/5

WHEEL TYPE: PH400/100

See table for full part number

Maximum load rating:
3800Kg

See page 22-23 for load factors

Approximate weight: 65Kg

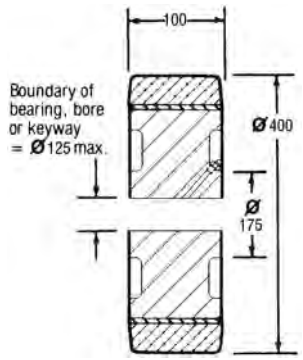

Axle Ø	Plain Bore	Plain Bore Keywayed	Ball Bearing	Taper Roller Bearing
METRIC AXLE Ø				
60		PH400/100/KM 60	PH400/100/BJM 60	PH400/100/TBM 60
75		PH400/100/KM 75	PH400/100/BJM 75	PH400/100/TBM 75

BAND ONLY PART NUMBER
PH400/4

WHEEL TYPE: PH400/125

See table for full part number

Maximum load rating:
4800Kg

See page 22-23 for load factors

Approximate weight: 80Kg

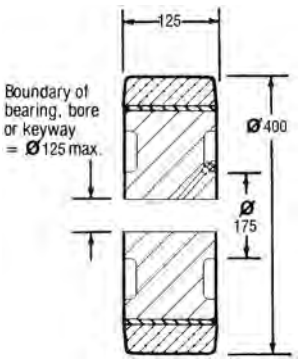

Axle Ø	Plain Bore	Plain Bore Keywayed	Ball Bearing	Taper Roller Bearing
METRIC AXLE Ø				
60		PH400/125/KM 60	PH400/125/BJM 60	PH400/125/TBM 60
75		PH400/125/KM 75	PH400/125/BJM 75	PH400/125/TBM 75

BAND ONLY PART NUMBER
PH400/5

WHEEL TYPE: PH460/75

See table for full part number

Maximum load rating:
3200Kg

See page 22-23 for load factors

Approximate weight: 45Kg

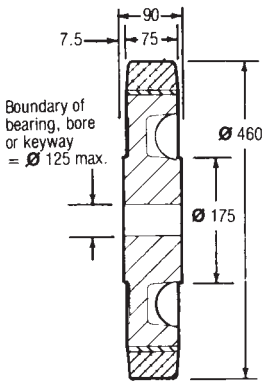

Axle Ø	Plain Bore	Plain Bore Keywayed	Ball Bearing	Taper Roller Bearing
METRIC AXLE Ø				
60		PH460/75/KM 60	PH460/75/BJM 60	PH460/75/TBM 60
75		PH460/75/KM 75	PH460/75/BJM 75	PH460/75/TBM 75

BAND ONLY PART NUMBER
PH460/3

Polyurethane 'Press-on Band' Tyred Wheels

BRAUER®

WHEEL TYPE: PH460/100

See table for full part number

Maximum load rating:
4200Kg

See page 22-23 for load factors

Approximate weight: 52Kg

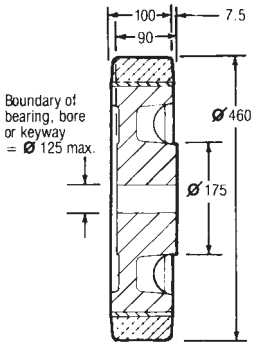

FULL PART NUMBER FOR ORDERING

Axle Ø	Plain Bore	Plain Bore Keywayed	Ball Bearing	Taper Roller Bearing
METRIC AXLE Ø				
60		PH460/100/KM 60	PH460/100/BJM 60	PH460/100/TBM 60
75		PH460/100/KM 75	PH460/100/BJM 75	PH460/100/TBM 75

BAND ONLY PART NUMBER
PH460/4

WHEEL TYPE: PH500/75

See table for full part number

Maximum load rating:
3600Kg

See page 22-23 for load factors

Approximate weight: 65Kg

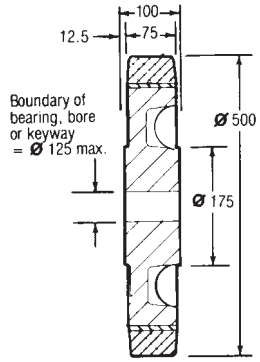

Axle Ø	Plain Bore	Plain Bore Keywayed	Ball Bearing	Taper Roller Bearing
METRIC AXLE Ø				
75		PH500/75/KM 75	PH500/75/BJM 75	PH500/75/TBM 75
100		PH500/75/KM 100	PH500/75/BJM 100	PH500/75/TBM 100

BAND ONLY PART NUMBER
PH500/3

WHEEL TYPE: PH500/100

See table for full part number

Maximum load rating:
4800Kg

See page 22-23 for load factors

Approximate weight: 70Kg

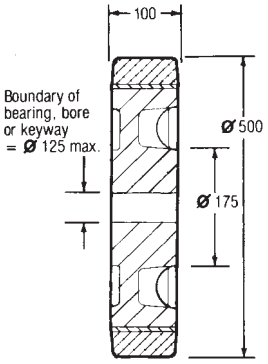

Axle Ø	Plain Bore	Plain Bore Keywayed	Ball Bearing	Taper Roller Bearing
METRIC AXLE Ø				
75		PH500/100/KM 75	PH500/100/BJM 75	PH500/100/TBM 75
100		PH500/100/KM 100	PH500/100/BJM 100	PH500/100/TBM 100

BAND ONLY PART NUMBER
PH500/4

Rubber Tyred Wheels



Rubber tyred wheels are the least expensive type of tyred wheel and are suitable for moderate loads. They are quiet in operation and protect the surface on which they run, although they can cause marking. Rubber tyres can generate static electricity, and where this is undesirable, 'anti-static' tyres can be specified.

MATERIAL: Wheel centre-cast iron to BS1452: 1977: Grade 200.
Tyre-carbon black reinforced natural rubber compound of 85°± 5°A Shore hardness.

OPERATING TEMPERATURE RANGE:
0°C to 50°C.

The 'maximum load rating' given for each wheel is for operation under ideal conditions. Load factors must be applied according to the anticipated working conditions – see 'Design Data' para. 3.1.

Alternative bore/bearing diameters and alternative bearing types (i.e. bronze bushes, self-lubricating bushes, roller bearings, spherical roller bearings, etc.) are available to order – see page 26-27.

For technical information covering load factors, inertial and rolling resistance, coefficients of friction between wheel and surface, and keyway dimensions, see "Design Data" Index on page 20.

Drawings show grease nipple but standard wheels do not come with grease nipple unless specifically requested.

WHEEL TYPE: R100/40

See table for full part number

Maximum load rating:
120Kg

See page 21 for load factors

Approximate weight: 1.5Kg

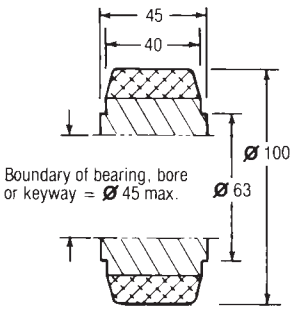

Wheels fitted with ball journals are pre-lubricated, double shielded

FULL PART NUMBER FOR ORDERING

Axle Ø	Plain Bore	Plain Bore Keywayed	Ball Bearing	Taper Roller Bearing
METRIC AXLE Ø				
12	R100/40/PBM 12	R100/40/KM 12	R100/40/BJM 12	
20	R100/40/PBM 20	R100/40/KM 20	R100/40/BJM 20	
25	R100/40/PBM 25	R100/40/KM 25		

WHEEL TYPE: R125/30

See table for full part number

Maximum load rating:
150Kg

See page 21 for load factors

Approximate weight: 1.5Kg

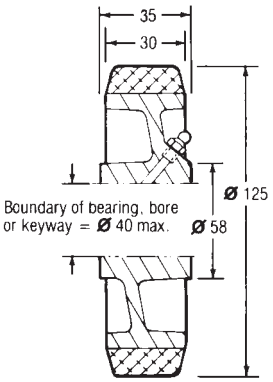

METRIC AXLE Ø				
20	R125/30/PBM 20	R125/30/KM 20	R125/30/BJM 20	
25	R125/30/PBM 25	R125/30/KM 25		
30	R125/30/PBM 30	R125/30/KM 30		

BRAUER®

WHEEL TYPE: R150/50

See table for full part number

Maximum load rating:
400Kg

See page 21 for load factors

Approximate weight: **3Kg**

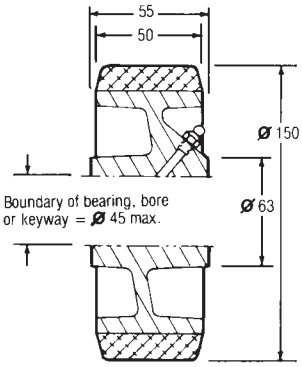

WHEEL TYPE: R200/40

See table for full part number

Maximum load rating:
400Kg

See page 21 for load factors

Approximate weight: **4Kg**

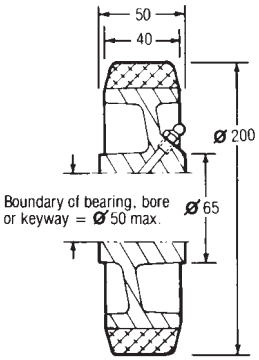

FULL PART NUMBER FOR ORDERING

Axle Ø	Plain Bore	Plain Bore Keywayed	Ball Bearing	Taper Roller Bearing
METRIC AXLE Ø				
20			R150/50/BJM 20	
25	R150/50/PBM 25	R150/50/KM 25	R150/50/BJM 25	
30	R150/50/PBM 30	R150/50/KM 30		

METRIC AXLE Ø				
20			R200/40/BJM 20	
25	R200/40/PBM 25	R200/40/KM 25	R200/40/BJM 25	
30	R200/40/PBM 30	R200/40/KM 30		

Nylon Wheels



Plain untyred nylon wheels are the least expensive type of wheel. They are light in weight, and are resistant to impact, abrasion, corrosion, and the effect of many chemicals. They can be fitted with bearings but are most often used with their nylon bores running on a smooth steel axle. No lubrication is necessary, but they will benefit from being oiled. Having little resilience they tend to be noisiest when moving quickly over rough surfaces, and they can mark floors if highly loaded.

OPERATING TEMPERATURE RANGE: 5˚C to 40˚C
(-20˚C to 80˚C for limited use).

Nylon wheels are resistant to oils fats, alkalis in general, soaps and detergents but should not be used in contact with acids.

PART NUMBER:
N50/14/PBM12
PLAIN BORE

Maximum load rating:
80Kg

See page 21 for load factors

Approximate weight: 0.03Kg

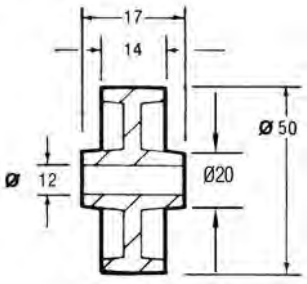

PART NUMBER:
N63/23/PBM11
PLAIN BORE

Maximum load rating:
85Kg

See page 21 for load factors

Approximate weight: 0.05Kg

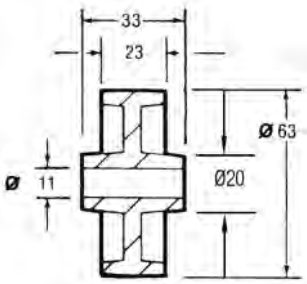

PART NUMBER:
N75/25/PBM12
PLAIN BORE

Maximum load rating:
120Kg

See page 21 for load factors

Approximate weight: 0.07Kg

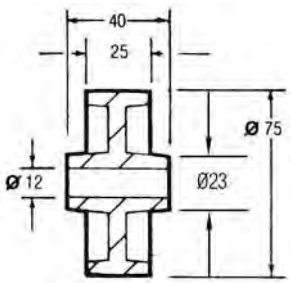

PART NUMBER:
N100/32/PBM15
PLAIN BORE

Maximum load rating:
225Kg

See page 21 for load factors

Approximate weight: 0.15Kg

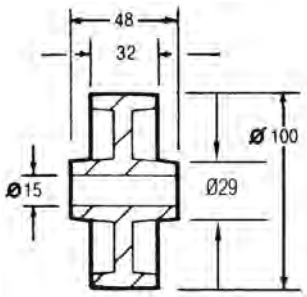

PART NUMBER:
N150/40/RBM20
ROLLER BEARING

Maximum load rating:
500Kg

See page 21 for load factors

Approximate weight: 0.5Kg

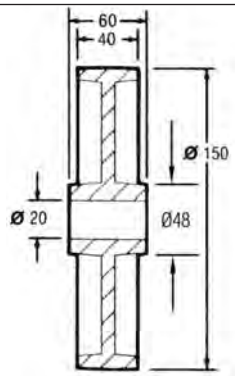

ENVELOPE DRAWING ONLY

PART NUMBER:
N250/60/BJM25
BALL JOURNAL

Maximum load rating:
2000Kg

See page 21 for load factors

Approximate weight: 2.3Kg

Fitted with pre-lubricated, double shielded bearings.

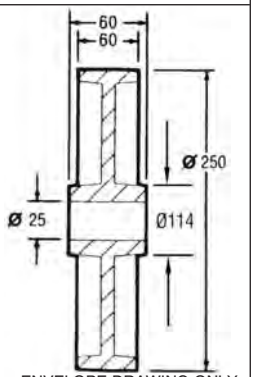

ENVELOPE DRAWING ONLY